


MINUTES OF COUNTY FINANCES  
TREASURER'S REPORT


IN THE MATTER OF COUNTY FINANCES  
IN THE HANDS OF SHERRY RUSHING  
TREASURER OF HARRISON COUNTY, TEXAS

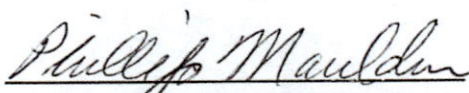
COMMISSIONERS' COURT  
HARRISON COUNTY, TEXAS  
IN REGULAR SESSION  
April 23, 2024

IN ACCORDANCE with Section 114.026, Local Government Code, we, the undersigned, constituting the entire Commissioners Court of said County, certify that on the day of April 23, 2024 at the Regular term of Court, we compared and examined the report of Sherry Rushing, Treasurer of Harrison County, Texas, (containing the information required by Subsections (a) and (b) of such statute), for the period beginning March 01, 2024 and ending March 31, 2024 and found such report to be correct. Accordingly, we have entered in our minutes an order stating separately the amount received and paid from each fund since the Treasurer's proceeding report and any balance remaining in the Treasurer's custody. The Treasurer's accounts have been properly credited. The amount of cash and other assets in the custody of the Treasurer at the time of such examination was \$41,066,975.39.

  
Chad Sims, County Judge

  
William Hatfield, Commissioner Pct. 1

  
Zephaniah Timmins, Commission Pct. 2

  
Phillip Mauldin, Commissioner Pct. 3

  
Jay Ebarb, Commissioner Pct. 4


SWORN TO AND SUBSCRIBED BEFORE ME, by Chad Sims, County Judge, and County Commissioners of said Harrison County, each respectively, on this the 23 day of April, A.D., 2024

EXHIBIT

APR 23 2024



APPROVED /cg

  
Liz James, County Clerk



TREASURER'S MONTHLY REPORT

FUND NAME	FUND	MARCH 2024			MARCH 2024		CASH PLUS
	NUMB	BEGINNING	RECEIPTS	DISBURSEMENTS	CASH ENDING	INVESTMENTS	INVESTMENTS
	ER						
GENERAL MONEY MARKET	100	10,694,537.75	154,580.59	2,000,000.00	8,849,118.34	2,674,544.38	11,523,662.72
GENERAL	100	(6,946,657.98)	3,764,638.50	5,575,917.16	(8,757,936.64)	22,977,522.19	14,219,585.55
JURY	110	(36,463.87)	12,729.38	49,107.44	(72,841.93)	317,730.84	244,888.91
BAIL BOND	120	26,279.61	5.28	0.00	26,284.89	0.00	26,284.89
TAX DISPUTE	130	(13,964.09)	0.15	0.00	(13,963.94)	41,288.03	27,324.09
ROAD & BRIDGE	140	1,139,357.15	3,450,588.70	2,527,738.73	2,062,207.12	4,156,434.91	6,218,642.03
ROAD DAMAGE FUND	145	598,058.22	119.65	0.00	598,177.87	0.00	598,177.87
BAIL SURETY FUND	150	204,709.54	40.95	0.00	204,750.49	0.00	204,750.49
EMERGENCY OP. CTR.	180	5,333.18	0.00	0.00	5,333.18	438.44	5,771.62
ELECTION CONTRACTS	200	59,577.98	11.92	0.00	59,589.90	0.00	59,589.90
DRUG FORFEITURE	220	16,789.49	3,837.77	0.00	20,627.26	0.00	20,627.26
AIRPORT	240	427,041.50	18,002.56	33,488.64	411,555.42	70,581.54	482,136.96
VIT	260	109,609.30	21.92	49.94	109,581.28	57,402.19	166,983.47
YOUTH ENRICHMENT	270	25,635.24	7,877.20	0.00	33,512.44	0.00	33,512.44
CAPITAL MURDER	280	49,909.29	9.98	0.00	49,919.27	0.00	49,919.27
J P TECHNOLOGY	300	110,377.17	1,326.23	1,198.94	110,504.46	46,955.74	157,460.20
DIST CRT TECHNOLOGY	310	61,160.75	29.86	0.00	61,190.61	0.00	61,190.61
CO CRT TECHNOLOGY	320	10,013.02	105.23	0.00	10,118.25	0.00	10,118.25
CASE MANAGER FEE	330	37,029.64	1,961.67	3,274.54	35,716.77	0.00	35,716.77
LAW LIBRARY	410	(10,540.98)	4,277.85	4,967.69	(11,230.82)	50,391.54	39,160.72
JUVENILE SERVICES	450	342,893.74	36,061.47	154,068.94	224,886.27	1,159,291.27	1,384,177.54
JUVENILE GRANTS	460	295,715.58	5,168.58	74,384.34	226,499.82	0.00	226,499.82
COUNTY GRANTS	490	(168,345.93)	0.00	146,444.60	(314,790.53)	11,655.34	(303,135.19)
AM. RESCUE PLAN	495	1,951,504.04	354.30	180,548.53	1,771,309.81	0.00	1,771,309.81
RECORDS PRES.	500	187,120.93	15,345.31	0.00	202,466.24	5,762.95	208,229.19
CO. RECORDS PRES.	510	71,390.10	431.44	2,250.00	69,571.54	97,613.92	167,185.46
RECORDS ARCHIVES	511	580,481.59	12,304.08	8,134.26	584,651.41	77,675.13	662,326.54
VITAL ARCHIVES	512	29,368.83	344.94	0.00	29,713.77	0.00	29,713.77
DIST. CLK. REC MGM	513	(31,779.31)	256.28	0.00	(31,523.03)	50,279.71	18,756.68
DC PRES. HB 3637	514	139,026.08	3,019.15	3,188.89	138,856.34	0.00	138,856.34
CC PRES. HB 3637	515	62,616.06	742.67	0.00	63,358.73	0.00	63,358.73
SECURITY	550	175,393.64	6,379.42	25,207.20	156,565.86	0.00	156,565.86
SUB CRTHS SECURITY	551	43,516.20	404.21	0.00	43,920.41	0.00	43,920.41
CRT-INITD GUARDIANSHIP	560	68,738.10	563.86	0.00	69,301.96	0.00	69,301.96
CH & JAIL INT. & SINK.	610	(6,970.71)	0.00	0.00	(6,970.71)	0.01	(6,970.70)
ELEVATOR FUND	700	0.00	0.00	0.00	0.00	0.00	0.00
PERM. IMPROVEMENT	710	847,708.60	7,868.29	8,152.01	847,424.88	652,092.17	1,499,517.05
JAIL CONSTRUCTION	720	0.00	0.00	0.00	0.00	0.00	0.00
CRTHS. BUILDING	730	5,576.23	1.12	0.00	5,577.35	0.00	5,577.35
TOBACCO STLMT.	740	548.42	0.15	0.00	548.57	140,889.05	141,437.62
OPIOID SETTLEMENT	745	58,449.23	11.69	0.00	58,460.92	0.00	58,460.92
CH MAINTENANCE	750	47,758.85	9.55	0.00	47,768.40	0.00	47,768.40
OFFICIAL'S AGENCY	880	0.00	0.00	0.00	0.00	150,000.00	150,000.00
DIST. ATTY. SPECIAL	890	290,132.39	1,473.51	12,108.54	279,497.36	69,116.45	348,613.81
TOTALS		11,558,634.57	7,510,905.41	10,810,230.39	8,259,309.59	32,807,665.80	41,066,975.39

*Sherry Rushing*  
 Sherry Rushing, County Treasurer